

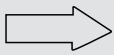


LINE HAUL APPLICATIONS

# THE MICHELIN X<sup>®</sup> LINE ENERGY™ Z+ TIRE

A long haul steer tire with a casing so durable it's designed to reach up to 1 million miles with up to 4 retreads.

Line Haul	Regional	Urban	On/Off Road
<input checked="" type="checkbox"/> Recommended	<input type="checkbox"/> Acceptable	<input type="checkbox"/> Acceptable	<input type="checkbox"/> Acceptable



DIRECTIONAL TIRE  
(For 1st Half of Life)



The Michelin X<sup>®</sup> Line Energy™ Z+ tire delivers 17% more miles than its predecessor.<sup>(2)</sup>



The Michelin X<sup>®</sup> Line Energy™ Z+ tire is 12% lower in rolling resistance than its predecessor.<sup>(3)</sup>

(1) Based on internal tests against SmartWay<sup>®</sup> requirements. For more information on SmartWay<sup>®</sup> verified technologies, go to US: [www.epa.gov/smartway](http://www.epa.gov/smartway) or CA: <http://www.nrcan.gc.ca>.

(2) Based on wear projections in an internal study of 5 fleets in line haul usage at 94% worn, 260 total tires, 6/32" pull point, 295/75R22.5 LRH X<sup>®</sup> Line Energy™ Z+ vs. 275/80R22.5 LRH X<sup>®</sup> Line Energy™ Z (equivalent sizes). Actual on-road results may vary.

(3) Calculated based on internal ISO28580 rolling resistance testing; 295/75R22.5 LRH X<sup>®</sup> Line Energy™ Z+ vs. 275/80R22.5 LRH X<sup>®</sup> Line Energy™ Z (equivalent sizes).



# THE MICHELIN® X® LINE ENERGY™ Z+ TIRE

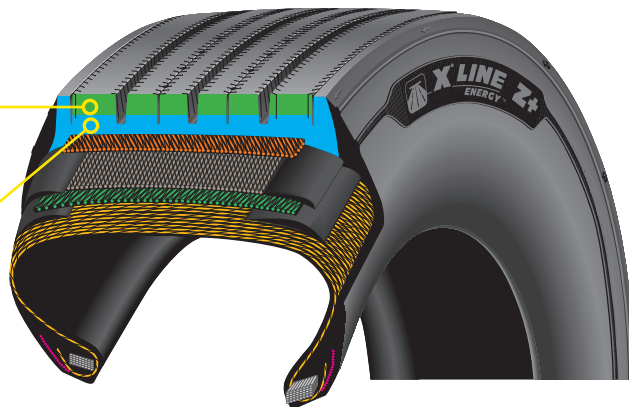
Dual tread compound for long, even wear and maximum fuel efficiency.

## Mileage Layer

- Advanced tread compound delivers exceptional wear (Top Layer).

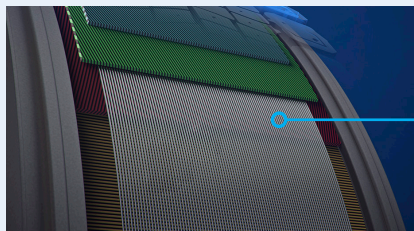
## Fuel and Durability Layer

- Cool running tread compound minimizes internal casing temperatures for extended casing life and fuel efficiency (Bottom Layer).



## Infini-Coil Technology


1/8 mile steel cable wound circumferentially around the belt package to provide casing protection, consistent footprint and long, even wear.



Infini-Coil Technology

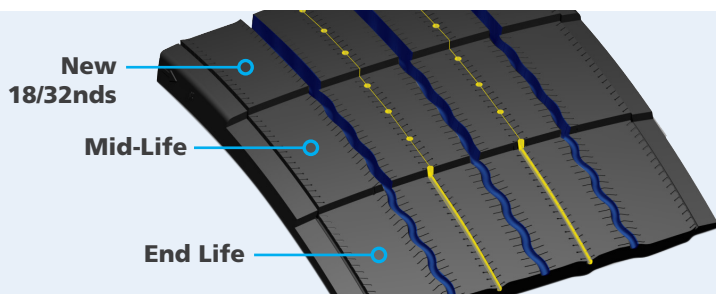
## PowerCoil Technology

High tensile strength steel belt with rubber infused cables designed to provide a durable casing with repeated retreading.



## Regenion Technology

Evolving grooves open as tread wears for long lasting traction and control in all-weather conditions.



Line Haul	Regional	Urban	On/Off Road
<input checked="" type="checkbox"/> Recommended	<input checked="" type="checkbox"/> Recommended	<input checked="" type="checkbox"/> Recommended	<input checked="" type="checkbox"/> Recommended
<input type="checkbox"/> Acceptable	<input type="checkbox"/> Acceptable	<input type="checkbox"/> Acceptable	<input type="checkbox"/> Acceptable

Size	Load Range	Catalog Number	Tread Depth			Max. Speed (*)		Loaded Radius		Overall Diameter		Overall Width (‡)		Approved Wheels (Measuring wheel listed first.)	Min. Dual Spacing (‡)		Revs Per Mile	Max. Load and Pressure Single				Max. Load and Pressure Dual			
			32nds	mph	kph	in.	mm	in.	mm	in.	mm	in.	mm		in.	mm		lbs.	psi	kg.	kPa	lbs.	psi	kg.	kPa
295/75R22.5	H	45779	18	75	120	18.7	475	40.1	1019	11.1	282	8.25, 9.00	13.1	332	517	7160	123	3250	850	6610	123	3000	850		

Note: Wheel listed first is the measuring wheel.

(\*) Exceeding the lawful speed limit is neither recommended nor endorsed.

(‡) Overall width will change 0.1 inch (2.5 mm) for each 1/4 inch change in wheel width. Minimum dual spacing should be adjusted accordingly.

Michelin tires and tubes are subject to a continuous development program. Michelin North America, Inc. reserves the right to change product specifications at any time without notice or obligations.

MNA, Inc. continually updates its product information to reflect any changes in Industry Standards. Printed material may not reflect the current Load and Inflation information.

Please visit [business.michelinman.com](http://business.michelinman.com) for the latest product information. The actual load and inflation pressure used must not exceed the wheel manufacturer's maximum conditions.

Never exceed a wheel manufacturer's limits without permission from the component manufacturer.

TO FIND OUT MORE  
US: [business.michelinman.com](http://business.michelinman.com)  
CA: [business.michelin.ca](http://business.michelin.ca)

FIND US ON FACEBOOK  
[michelintruck](https://www.facebook.com/michelintruck)

VISIT US ON THE WEB  
US: [business.michelinman.com/contact-us](http://business.michelinman.com/contact-us)  
CA: [business.michelin.ca/contact-us](http://business.michelin.ca/contact-us)

CONTACT US BY TELEPHONE  
US: 1-888-622-2306  
CA: 1-888-622-2306